

Key Facts

832-898 FM-494 (5 minutes)
 832-898 FM-494, Mission, Texas, 78572
 Drive time of 5 minutes

Prepared by Daniel Silva
 Latitude: 26.21048
 Longitude: -98.28589

KEY FACTS

33,957

Population

36.8

Median Age



Average Household Size

\$47,988

Median Household Income

EDUCATION

20%

No High School Diploma



22%

High School Graduate



26%

Some College



33%

Bachelor's/Grad/Pr of Degree

BUSINESS



1,150

Total Businesses



12,269

Total Employees

EMPLOYMENT



64%

White Collar



17%

Blue Collar



19%

Services



Unemployment Rate

INCOME



\$47,988

Median Household Income



\$23,406

Per Capita Income



\$70,269

Median Net Worth

Households By Income

The largest group: <\$15,000 (17.3%)

The smallest group: \$200,000+ (4.6%)

Indicator ▲	Value	Diff	
<\$15,000	17.3%	-3.8%	<div style="width: 17.3%;"></div>
\$15,000 - \$24,999	10%	-3.3%	<div style="width: 10%;"></div>
\$25,000 - \$34,999	9%	-2.3%	<div style="width: 9%;"></div>
\$35,000 - \$49,999	15.2%	+2.1%	<div style="width: 15.2%;"></div>
\$50,000 - \$74,999	17%	+0.6%	<div style="width: 17%;"></div>
\$75,000 - \$99,999	9%	-0.5%	<div style="width: 9%;"></div>
\$100,000 - \$149,999	12.7%	+2.8%	<div style="width: 12.7%;"></div>
\$150,000 - \$199,999	5.1%	+2.1%	<div style="width: 5.1%;"></div>
\$200,000+	4.6%	+2.2%	<div style="width: 4.6%;"></div>

Bars show deviation from Hidalgo County

Key Facts

832-898 FM-494 (10 minutes)
 832-898 FM-494, Mission, Texas, 78572
 Drive time of 10 minutes

Prepared by Daniel Silva
 Latitude: 26.21048
 Longitude: -98.28589

KEY FACTS

158,273

Population



3.3

Average Household Size

32.7

Median Age



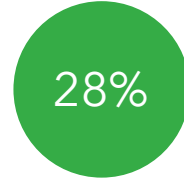
\$41,302

Median Household Income

EDUCATION

28%

No High School Diploma



22%

High School Graduate



24%

Some College



26%

Bachelor's/Grad/Pr of Degree

BUSINESS



5,551

Total Businesses



58,782

Total Employees

EMPLOYMENT



60%

White Collar



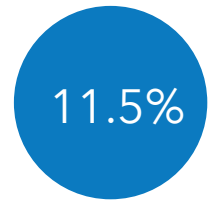
20%

Blue Collar



20%

Services



11.5%

Unemployment Rate

INCOME



\$41,302

Median Household Income



\$19,114

Per Capita Income



\$31,285

Median Net Worth

Households By Income

The largest group: <\$15,000 (20.6%)

The smallest group: \$200,000+ (3.9%)

Indicator ▲	Value	Diff	
<\$15,000	20.6%	-0.5%	<div style="width: 20.6%;"></div>
\$15,000 - \$24,999	12.8%	-0.5%	<div style="width: 12.8%;"></div>
\$25,000 - \$34,999	10.2%	-1.1%	<div style="width: 10.2%;"></div>
\$35,000 - \$49,999	12.9%	-0.2%	<div style="width: 12.9%;"></div>
\$50,000 - \$74,999	16.3%	-0.1%	<div style="width: 16.3%;"></div>
\$75,000 - \$99,999	9.4%	-0.1%	<div style="width: 9.4%;"></div>
\$100,000 - \$149,999	9.7%	-0.2%	<div style="width: 9.7%;"></div>
\$150,000 - \$199,999	4.2%	+1.2%	<div style="width: 4.2%;"></div>
\$200,000+	3.9%	+1.5%	<div style="width: 3.9%;"></div>

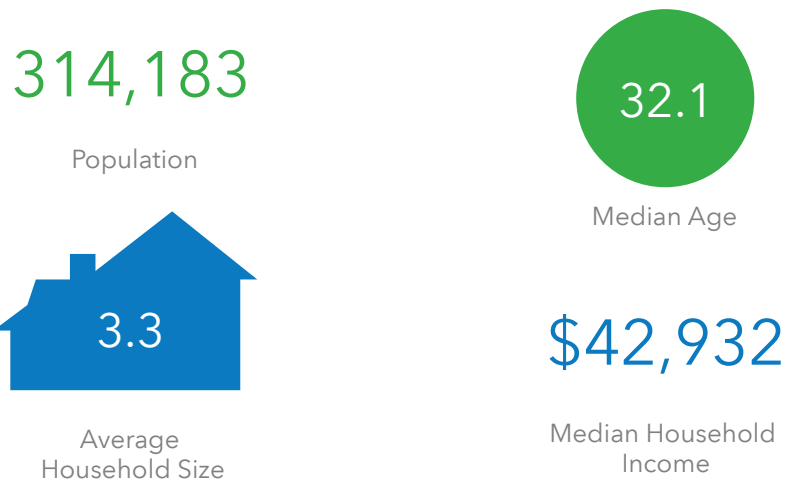
Bars show deviation from Hidalgo County

Key Facts

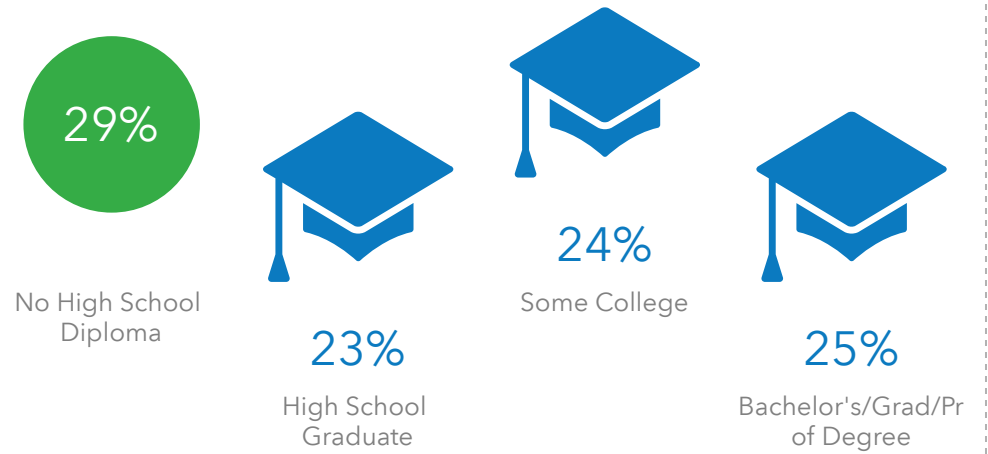
832-898 FM-494 (15 minutes)
 832-898 FM-494, Mission, Texas, 78572
 Drive time of 15 minutes

Prepared by Daniel Silva
 Latitude: 26.21048
 Longitude: -98.28589

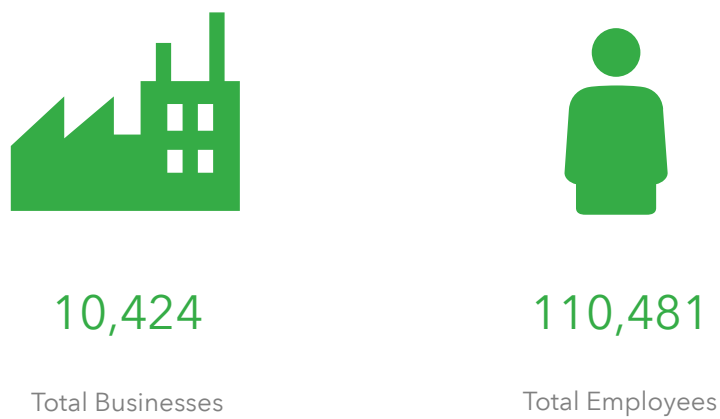
KEY FACTS



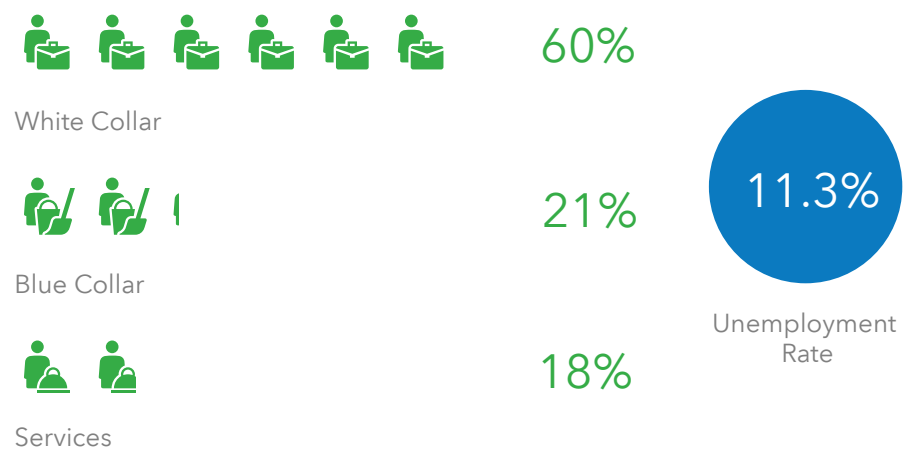
EDUCATION



BUSINESS



EMPLOYMENT



INCOME



Households By Income

The largest group: <\$15,000 (19.7%)
 The smallest group: \$200,000+ (3.6%)

Indicator ▲	Value	Diff
<\$15,000	19.7%	-1.4%
\$15,000 - \$24,999	12.1%	-1.2%
\$25,000 - \$34,999	10.3%	-1%
\$35,000 - \$49,999	13.1%	0
\$50,000 - \$74,999	16.8%	+0.4%
\$75,000 - \$99,999	10%	+0.5%
\$100,000 - \$149,999	10.5%	+0.6%
\$150,000 - \$199,999	3.9%	+0.9%
\$200,000+	3.6%	+1.2%

Bars show deviation from Hidalgo County